



WordFlyers



Review level content on WordFlyers

Bring every struggling students' literacy skills up to standard, or simply refresh your class's memory about skills they learned in previous years with the Review level lessons.

The four Review levels on WordFlyers have been written for use by students with below year-level literacy skills. The 8 units for each year level (7, 8, 9 and 10) are especially designed for students who may find the WordFlyers content at Gates 1, 2 or 3 too difficult to read or understand.

ARRIVALS/DEPARTURES	1	2	3	4	5	6	7	8	Score
Vocabulary/Spelling	80%	📍	🌐	...	100%	...	🔗	🔗	5000
Punctuation	80%	🚗	✈️	...	80%	80%	⚓	📷	5000
Grammar 1	80%	👤	🚗	60%	80%	📧	👤	👤	5000
Grammar 2	100%	🚗	🚗	...	100%	📧	📧	📧	5000
Writing 1	📧	✈️	60%	📧	60%	📧	📧	📧	5000
Writing 2	📧	✈️	🚗	📧	...	📧	📧	📧	5000
Reading comprehension 1	📧	📧	📧	📧	📧	📧	📧	📧	5000
Reading comprehension 2	📧	📧	📧	📧	📧	📧	📧	📧	5000
Reading comprehension 3	📧	📧	📧	📧	📧	📧	📧	📧	5000
Reading comprehension 4	📧	📧	📧	📧	📧	📧	📧	📧	5000

The Review levels for years 7, 8, 9 and 10 include content from previous year levels.

Content covered as indicated in the Australian Curriculum: English v8.3

	Years 2–7 Content	Years 6–8 Content
Year 7 Review level	✓	
Year 8 Review level	✓	
Year 9 Review level		✓
Year 10 Review level		✓

The important learning features of the Review units

- ✓ The unit texts feature photographs and illustrations to support student understanding and increase their interest and motivation to read.
- ✓ Review level texts are approximately 200 words in length.
- ✓ The Review level content looks very similar to the other levels on WordFlyers, so students will not feel as though their work is different to their classmates.

Sniffer dog school

By Max Fallon



Don't believe the rumours. Sniffer dogs aren't addicted to drugs. Nor do they want to eat them. Yet dogs working for the Australian Customs and Border Protection Service can detect even the smallest traces. So, how do these talented canines sniff drugs out?

It comes down to a dog's most basic instinct – they want to play! "Dogs are social creatures and they really enjoy human attention," handler Jan Woods says. "They love to play games and they want to please."

Towel training
"We start off with a simple towel and turn it into a toy," Jan explains. "We add smells of illegal drugs and then we hide the towel. The dog tracks the scent but thinks it is searching for its toy."

Starting them young
Sniffer dogs start training when they are 15 months old. After a demanding course at the National Detector Dog Training Facility, each dog is paired with a handler and put through on-the-job training and assessment.

"I've been working with Honey for three months now," Jan says, fondly patting the labrador at her side. "It's important for dogs and handlers to have a close relationship, so we are able to read each other's signals."



Labrador puppies – candidates for sniffer dog school

Training a sniffer dog with sample packages



A sniffer dog in a training exercise



Honey

TeenWorld.com

HOME CELEBS STYLE TRAVEL LIFE ADVICE FUN STUFF

SEARCH

My friend is an online troll, what do I do?

It's hard to like online trolls. Their motive is the twisted enjoyment they get from causing others distress online.

This person is your friend so there must be something about them you like and respect. Show your friendship by talking to them honestly. Ask them about their trolling: why do they do it and do they understand the impact their actions have on other people?

Search online for stories about victims of trolling and the sadness, fear and stress they suffer and show them to your friend. Their intentions might not be sinister but their behaviour could destroy someone's life.

Challenge them by asking how they sleep at night when they know how much grief they might be causing.

Ashlee

What do you think?

Comments


Max 8 hrs ago
I agree, Ashlee. Give them the info on the effects of trolling. Maybe they don't know how hurtful they can be.
↳ Reply

Izzy 7.5 hrs ago
Just tell them they're scum and have nothing more to do with them!
↳ Reply

Wei 6 hrs ago
That won't stop them trolling but talking with them might – they are your friend after all.
↳ Reply

Amida 6 hrs ago
Report them to the websites they're on – they should be banned.
↳ Reply

Need advice?



Ashlee can help
What can Ashlee help you with?

Contact me!

Subscribe to the Dear Ashlee newsletter

SIGN UP

Fashion
Outfit of the week
1 dress, 4 looks
Natural beauty
10 beauty rituals
Exercise
Get moving!

About Contact Subscription Newsletter sign up

South Africa – land of ADVENTURE

By Adowa Kulu



From wetlands to deserts, forests to savannas, South Africa has it all. Whether you are into watching wildlife, taking in city life or simply soaking up scenery, South Africa will not disappoint.

The first thing to expect is a warm welcome. With a population of over 47 million, you will be amazed at the diversity of cultures living in harmony.

Food
South Africa has a wonderful range of food so you're sure to find something you like. Start with crocodile or antelope meat and then finish off with a milk tart for dessert!



Culture and craft
Visit the markets to meet the locals. While you're there, sample some delicacies and discover stunning handicrafts. If you're into art, don't miss the National Arts Festival in July. Tickets are limited so book early!



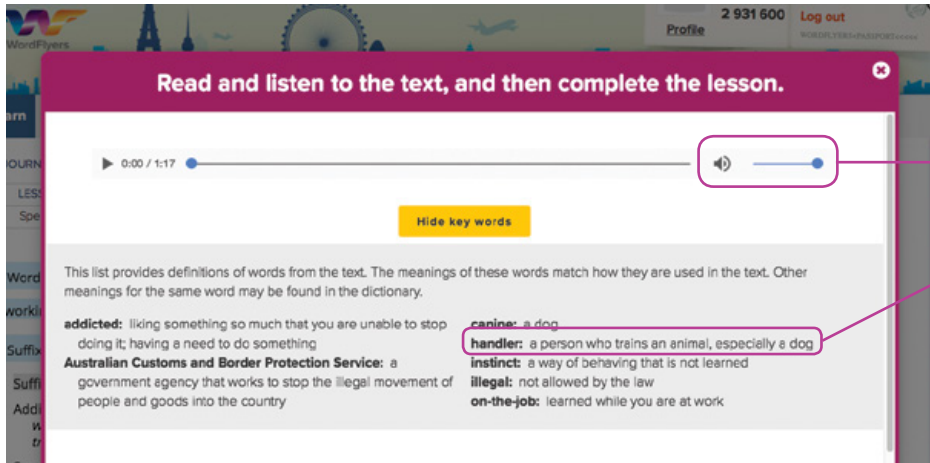
Amazing adventures
One of the best ways to see South Africa's wildlife is to visit a safari park. The cries of hyenas, the roar of lions, the trumpeting of elephants – a visit to Kruger National Park is a must for all adventure seekers. And why not try a helicopter tour over Cape Town? Seeing Table Mountain has never been easier!




Review level content on WordFlyers

- ✓ **Every text and tutorial is narrated.**
This feature encourages and **supports reluctant readers** to engage with the lessons.

- ✓ Each text includes a **key word list**. These definitions explain key words in the context of how they are used in the text.



Read and listen to the text, and then complete the lesson.

0:00 / 1:17

Hide key words

This list provides definitions of words from the text. The meanings of these words match how they are used in the text. Other meanings for the same word may be found in the dictionary.

addicted: liking something so much that you are unable to stop doing it; having a need to do something

Australian Customs and Border Protection Service: a government agency that works to stop the illegal movement of people and goods into the country

canine: a dog

handler: a person who trains an animal, especially a dog

instinct: a way of behaving that is not learned

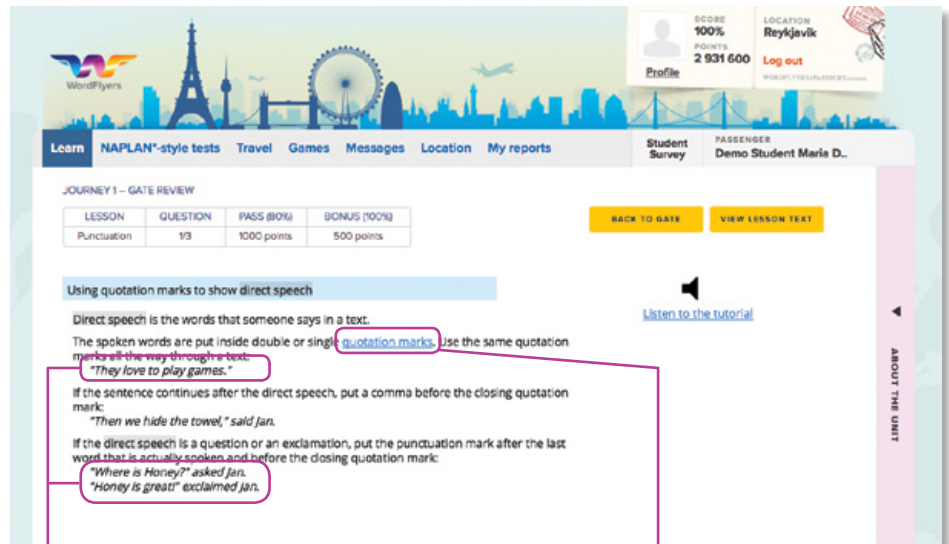
illegal: not allowed by the law

on-the-job: learned while you are at work

Play narrated text

Key words

- ✓ The tutorials **teach and reinforce just one content topic**.
- ✓ Tutorials are written in **clear, concise sentences** and are **supported by examples**, which further explain the key point.
- ✓ **Important tutorial words** are underlined and students can **open the link to see the words clearly defined**.



SCORE 100% POINTS 2 931 600 LOCATION Reykjavik

Profile Log out

Learn NAPLAN-style tests Travel Games Messages Location My reports Student Survey PASSENGER Demo Student Maria D.

JOURNEY 1 – GATE REVIEW

LESSON	QUESTION	PASS (80%)	BONUS (100%)
Punctuation	1/3	1000 points	500 points

BACK TO GATE VIEW LESSON TEXT

Using quotation marks to show direct speech

Direct speech is the words that someone says in a text.

The spoken words are put inside double or single quotation marks. Use the same quotation marks all the way through the text.

"They love to play games."

If the sentence continues after the direct speech, put a comma before the closing quotation mark:

"Then we hide the towel," said Jan.

If the direct speech is a question or an exclamation, put the punctuation mark after the last word that is actually spoken and before the closing quotation mark:

"Where is Honey?" asked Jan.
"Honey is great!" exclaimed Jan.

Listen to the tutorial

Examples

Link to definition

quotation marks

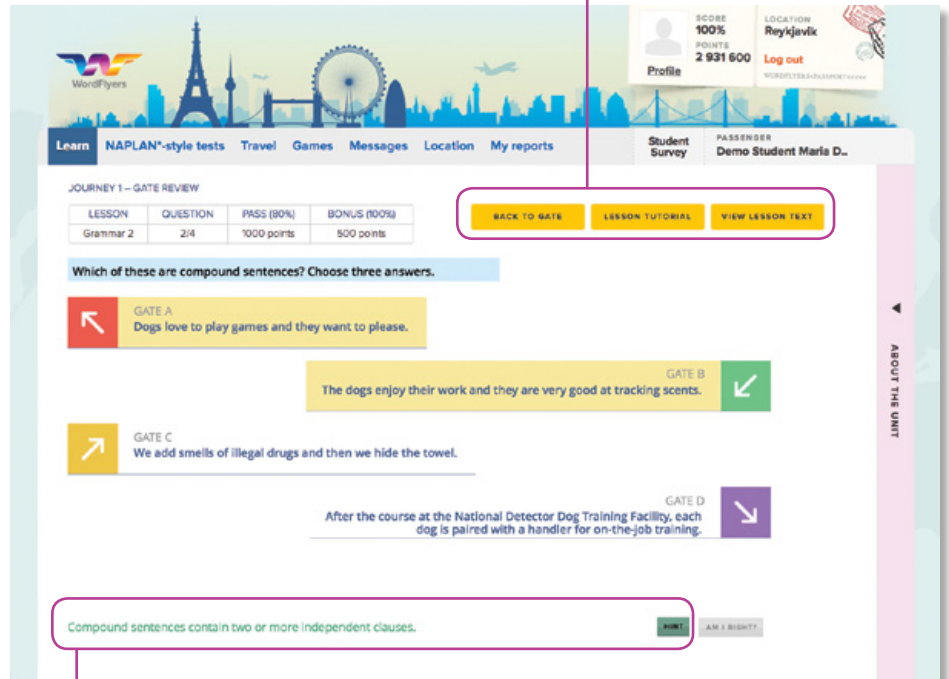
Sets of double or single punctuation marks used to indicate either quoted or direct speech, for example, **"Come here,"** said Mary.; the words written or spoken by another person, for example, **Dr Forelli claimed that "rats have been falsely accused of spreading the plague."**; the titles of poems, short stories, songs and articles, for example, **"Waltzing Matilda"**; or words that are being used in an unusual or specific manner, for example, **He was a 'cool' customer.**



Review level content on WordFlyers

- ✓ Each lesson activity provides **plenty of opportunity to practise**.
- ✓ Students can return to the **tutorial** for support, **reread the text** and **word list**, or use the **hints** to select the correct answer.

Navigate to the Gate, lesson tutorial or lesson text.



The screenshot shows the WordFlyers interface for a lesson review. At the top, there's a navigation bar with options like 'Learn', 'NAPLAN-style tests', 'Travel', 'Games', 'Messages', 'Location', and 'My reports'. A user profile is visible in the top right, showing a score of 100% and 2,931,600 points. Below the navigation bar, there's a table with columns for 'LESSON', 'QUESTION', 'PASS (80%)', and 'BONUS (100%)'. The current lesson is 'Grammar 2' with 2/4 questions, 1000 points passed, and a 500-point bonus. Below the table, there's a question: 'Which of these are compound sentences? Choose three answers.' There are four options, each with a directional arrow and a gate label: GATE A (left arrow), GATE B (right arrow), GATE C (up arrow), and GATE D (down arrow). At the bottom, there's a 'HINT' button and a 'AM I RIGHT?' button.

Use hints

Tips for utilising the new Review level content:

- ✓ Students will not be placed on a Review level automatically. **You need to assign Review level units**. However, **all students have access to the Review levels**. All students should be encouraged to complete any Review units if they need to revise key skills.
- ✓ If you are unsure about assigning a unit from the WordFlyers levels that is different to your student's school year level, **we encourage you to assign the same Review year level as your student's school year**. For example, a Year 10 student would be encouraged to work on the Review 10 level units.
- ✓ If you place your students on level 7 Review, regardless of their school year, **students will experience a sequential series of lessons** that teach Australian Curriculum: English content from Year 2 to Year 8.

Need more help?

Customer service is on hand to assist with any enquiries or issues. Contact us on **1300 784 088** or contact@wordflyers.com.au.

