



WordFlyers

## 8 exciting new updates to WordFlyers for 2017!



Easier ways for students to access lessons that will motivate them to learn even more.



New class snapshot reports and specific information about what each student is learning.

And more!

[www.wordflyers.com.au](http://www.wordflyers.com.au)

# 1 The student gateway

Welcome to the new way students access WordFlyers literacy lessons!

Year levels and levels of content have been renamed to Journeys and Gates; so students who need to work on content lower than their year level will be more at ease. See page 4 for more information about this feature.

Lesson and Unit content can be viewed in a pop-up panel.

## READING COMPREHENSION 4

- Brackets (enclosing additional information),
- Colons (introducing an amplifying or elaborating phrase or clause),
- Dashes (enclosing additional information),
- Exclamation marks (expressing emotion),
- Full stops

**Text: Sniffer dog school**  
**Informative/Report**

A young writer reports on a visit to a sniffer dog training facility.

Logged

WordFlyers

Learn NAPLAN\*-style tests Travel Games Messages

Journey 1 Journey 2 Journey 3 Journey 4

Gate Review Gate 1: My Gate

ARRIVALS/DEPARTURES	1	2
Vocabulary/Spelling	80%	100%
Punctuation		
Grammar 1		
Grammar 2	100%	80%
Writing 1		
Writing 2		
Reading comprehension 1		
Reading comprehension 2		
Reading comprehension 3		
Reading comprehension 4		

WordFlyers Airlines



A student's assigned level is highlighted, but they can still access all levels of content.

Students can quickly see how many lessons they still have to complete and their scores.

Colour-coded lesson tiles make it easy for students to see what to do next.

All the lesson tiles animate when lessons in a row or at a Gate are completed.

New badges and bonus points are awarded for Unit completion and 100% pass rates.





## 2 New level descriptions

Many teachers told us that students who need to work on lesson content that is lower than their school year are uncomfortable having this information displayed onscreen.

So we've made some simple changes to year level content level names to help students enjoy WordFlyers even more!

This table shows the levels of WordFlyers content (black) and the way the content is described to students onscreen (blue).

Year 7 Journey 1	Year 8 Journey 2	Year 9 Journey 3	Year 10 Journey 4
Review 7.0 Gate Review	Review 8.0 Gate Review	Review 9.0 Gate Review	Review 10.0 Gate Review
Level 7.1 Gate 1	Level 8.1 Gate 1	Level 9.1 Gate 1	Level 10.1 Gate 1
Level 7.2 Gate 2	Level 8.2 Gate 2	Level 9.2 Gate 2	Level 10.2 Gate 2
Level 7.3 Gate 3	Level 8.3 Gate 3	Level 9.3 Gate 3	Level 10.3 Gate 3

## 3 New NAPLAN\*-style test menu

We've moved each unit's Language conventions and Reading tests into their own gateway menu. This makes it easy to direct students to focus on these practice tests.

Access the practice questions in the tab next to Learn.

Each year levels' tests are found in one gateway.

The screenshot shows the WordFlyers interface with the following elements:

- Top Navigation:** Learn, **NAPLAN\*-style tests** (highlighted), Travel, Games, Messages, Location, Profile, Student Survey, PASSENGER WF Student, SEAT 24C.
- Journey Selection:** Journey 1, Journey 2, Journey 3, Journey 4.
- NAPLAN\*-style tests Menu:**
  - Review:**
    - Language conventions: 100%, 80%, 80%, 100%, 100%, 80%, 100%, 80%, 5000
    - Reading: 60%, 5000
  - Gate 1:**
    - Language conventions: 5000
    - Reading: 5000
  - Gate 2:**
    - Language conventions: 5000
    - Reading: 5000
  - Gate 3:**
    - Language conventions: 5000
    - Reading: 5000
- Footer:** WordFlyers Airlines, © 2016 All Rights Reserved.

\*This is not an officially endorsed publication of the NAPLAN program and is produced by Blake eLearning independently of Australian Governments.

# 4 New class and student reports

The new reports provide class snapshots of progress, as well as detailed individual student data that will help you to pinpoint their strengths and weaknesses.

## Class overview

This class snapshot helps you to see your class's progress at a glance. Compare each student's progress using the class average data.

Name	Assigned level	Current level	Ranking	Last active	Current location	Lessons completed	Units completed
<b>Class average</b>						15	3
Gabriella Olsen	7.1	7.1	3	24/08/16	Hong Kong	9	3
Xavier Brooke	7.1	7.1	14	01/09/16	New York	14	14
Jesse Pollett	7.1	7.1	23	Today	Mexico City	23	23
Daniel Knibbs	7.1	7.1	9	24/08/16	Hong Kong	9	9
Ella Sampson	7.1	7.1	11	01/09/16	New York	11	11
Simon Trevitt	7.1	7.1	17	Today	Mexico City	17	17
Anthea Cooper	7.1	7.1	30	24/08/16	Hong Kong	30	30
Shaun Mullins	7.1	7.1	5	01/09/16	New York	5	5


Select a class name, level and time frame to display the class overview report.

Last active information helps you to see if students are active on WordFlyers.

Knowing the current location is a great way to set class challenges.

## Content area report

This content snapshot is perfect for comparing a student's average scores for each of the content areas.



This table shows the number of lessons each student has completed and the number of attempts they took to achieve their average score for each content area.

The Assigned level and Current level data help you to analyse each student's content scores.

Select a student's name to access their individual report.

Name	Assigned level	Current level	Spelling/Vocabulary			Punctuation			Grammar 1 & 2			Writing 1 & 2			Reading comprehension 1-4		
			Lessons completed	Attempts	Average score	Lessons completed	Attempts	Average score	Lessons completed	Attempts	Average score	Lessons completed	Attempts	Average score	Lessons completed	Attempts	Average score
<b>Class average</b>			63	84	80%	63	84	80%	63	84	80%	63	84	80%	63	84	80%
Daniel Marsh	7.1	8.2	38	45	100%	38	45	100%	38	45	100%	38	45	100%	38	45	100%
Anna Reed	7.1	7.1	34	52	60%	34	52	60%	34	52	60%	34	52	60%	34	52	60%
Jenny Bourke	7.1	7.2	62	73	40%	62	73	40%	62	73	40%	62	73	40%	62	73	40%
Elin Corvallo	7.1	7.1	58	61	80%	58	61	80%	58	61	80%	58	61	80%	58	61	80%
Stephen Manning	7.1	7.2	92	105	80%	92	105	80%	92	105	80%	92	105	80%	92	105	80%
Vanessa Travers	7.1	7.3	17	22	60%	17	22	60%	17	22	60%	17	22	60%	17	22	60%
Eloise Conisbee	7.1	7.1	69	81	80%	69	81	80%	69	81	80%	69	81	80%	69	81	80%
Doug Tomlinson	7.1	7.1	24	36	100%	24	36	100%	24	36	100%	24	36	100%	24	36	100%

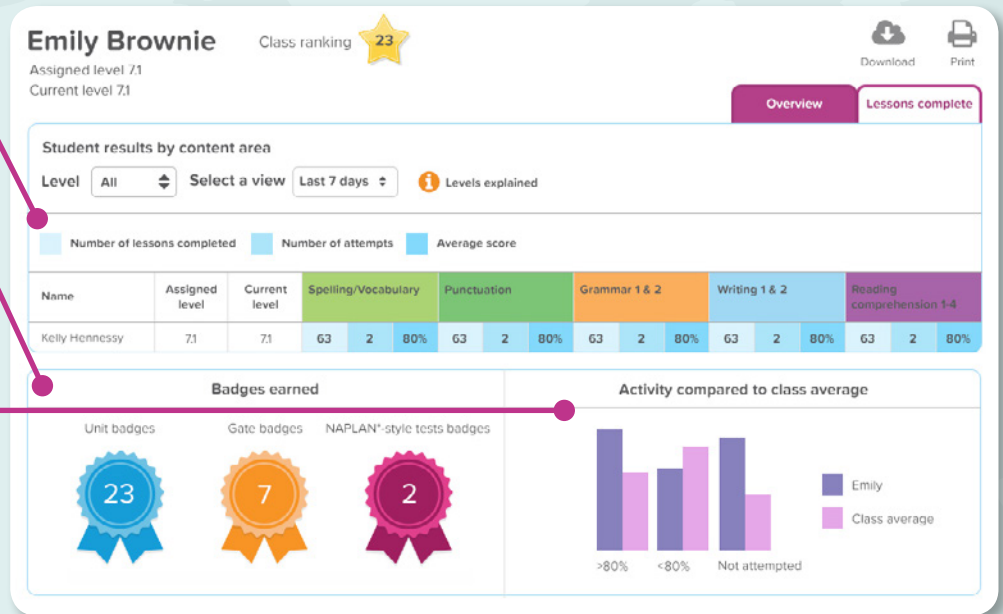
## Student report – overview

Ideal for parent-teacher meetings, this report is a summary of a student's achievements on WordFlyers.

Average attempts and scores for each content area.


Badges awarded shows student engagement and achievements.

Seeing a student's achievements compared to their class helps parents understand their child's progress.



## Student report – Lessons complete

This report provides a detailed summary of exactly what a student has been learning on WordFlyers and their scores for each lesson.



The summaries of each lesson's content are ideal to use as examples when writing the student's report.

Open and close the accordion menu to compare student's scores in each of the content areas.

**Emily Brownie** Class ranking **23**

Assigned level 7.1  
Current level 7.1

Download Print

Overview Lessons complete

Preview lessons

**Student overview**

Level: 7.1 Select a view: Last 7 days

Unit number	Content	Number of attempts	Average score
<b>Spelling/Vocabulary</b>			
1	Adjectives, Nouns (common, proper), Verbs (action, sensing)	2	100%
2	Adverbs, Everyday language, Technical language	2	100%
3	Commands, Technical language, Text connectives (temporal), Verbs (action)	2	100%
4	Everyday language, Nouns (common, proper), Technical language, Verbs (action, relating, saying)	2	100%
5	Adjectives, Adjectival phrases, Nouns (specific), Verbs (action, relating)	2	100%
6	Adverbs, Nouns (general), Verbs (action, relating)	2	100%
7	Adverbs, Nouns (general), Verbs (relating, sensing)	2	100%
8	Adjectives, Evaluative language, Nouns, Verbs (action, relating)	2	100%
<b>Punctuation</b>			
<b>Grammar 1</b>			
<b>Grammar 2</b>			
<b>Writing 1</b>			
1	Suffixes (verb tenses)	2	100%
2	Technical language (art)	2	100%

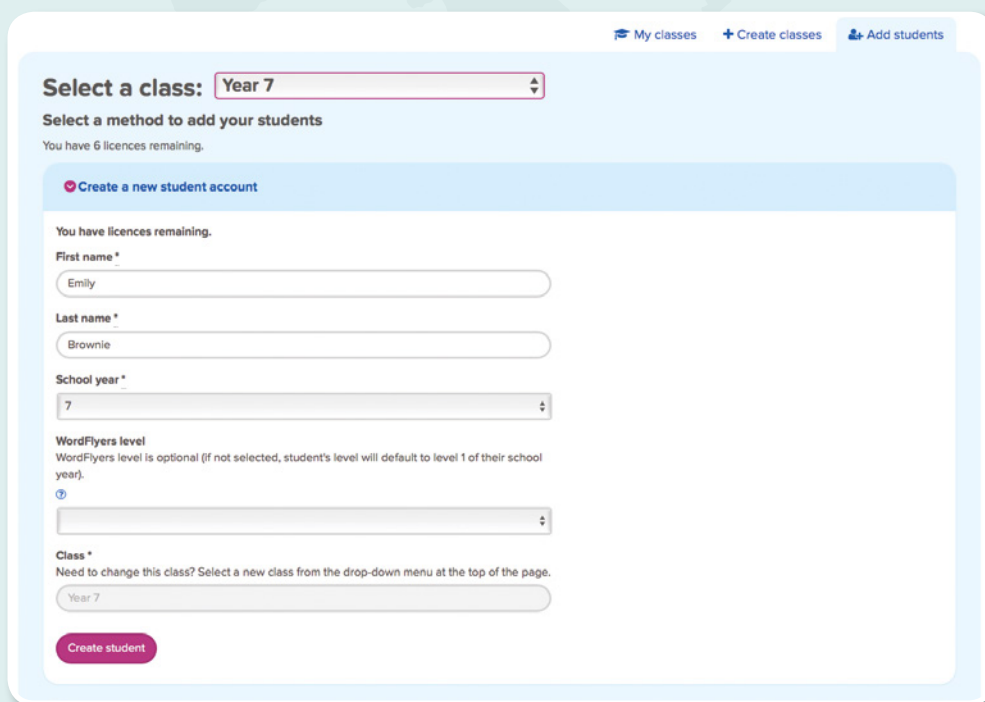
## 5 Revised points system

Students earn a base amount of points when they reach a lesson pass mark of 80%. Students also earn bonus points by scoring 100% for a lesson. They only earn base and bonus points once.

There are also row and gate completion bonus points, so students are encouraged to complete more lessons!

## 6 An easier way to set a student's starting level

A student is assigned a level during the initial process when you set up a class and indicate the student's year level. For example, Sam is in Year 7 and his starting Gate will be Journey 1 / Gate 1 (Year 7 / level 7.1).



The screenshot shows a web interface for creating a new student account. At the top, there are navigation links: "My classes", "Create classes", and "Add students". The main heading is "Select a class:" with a dropdown menu set to "Year 7". Below this is the section "Select a method to add your students" with a sub-heading "Create a new student account". A message states "You have 6 licences remaining." The form includes several input fields: "First name \*" (containing "Emily"), "Last name \*" (containing "Brownie"), "School year \*" (containing "7"), and "WordFlyers level" (with a note that it is optional and defaults to level 1 of the school year). There is also a "Class \*" field at the bottom (containing "Year 7") with a note: "Need to change this class? Select a new class from the drop-down menu at the top of the page." A "Create student" button is located at the bottom left of the form.



## 7 Number of lessons and units at each Gate

Each Gate includes 8 units of work with 10 lessons in each unit. That's 80 blue lesson tiles!

Some units for each year level have been temporarily removed from the website.



